

ESL Lesson Plan

Pray for your students and yourself.

Date used:

Name of book, lesson title and/or number, pages: _____

Lesson objective: _____

Visual or teaching aids needed: _____

Devotion Time

(5 minutes: Scripture verse followed by prayer, presented at some point during class)

Greeting (5 minutes: warm-up activity, homework review, and/or topic introduction, followed by opening prayer)

Introduce New Vocabulary (15 minutes: 8-12 words, presented with visuals or mime, using TPR, repetition, and dictation drills)




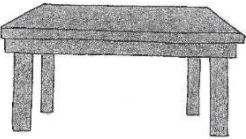




Sentences Using Vocabulary (15 minutes: grammar explanation as needed, followed by repetition, substitution, question/answer and/or chain drills)

Pronunciation Practice (5 minutes for beginner, 10 minutes for intermediate/advanced)

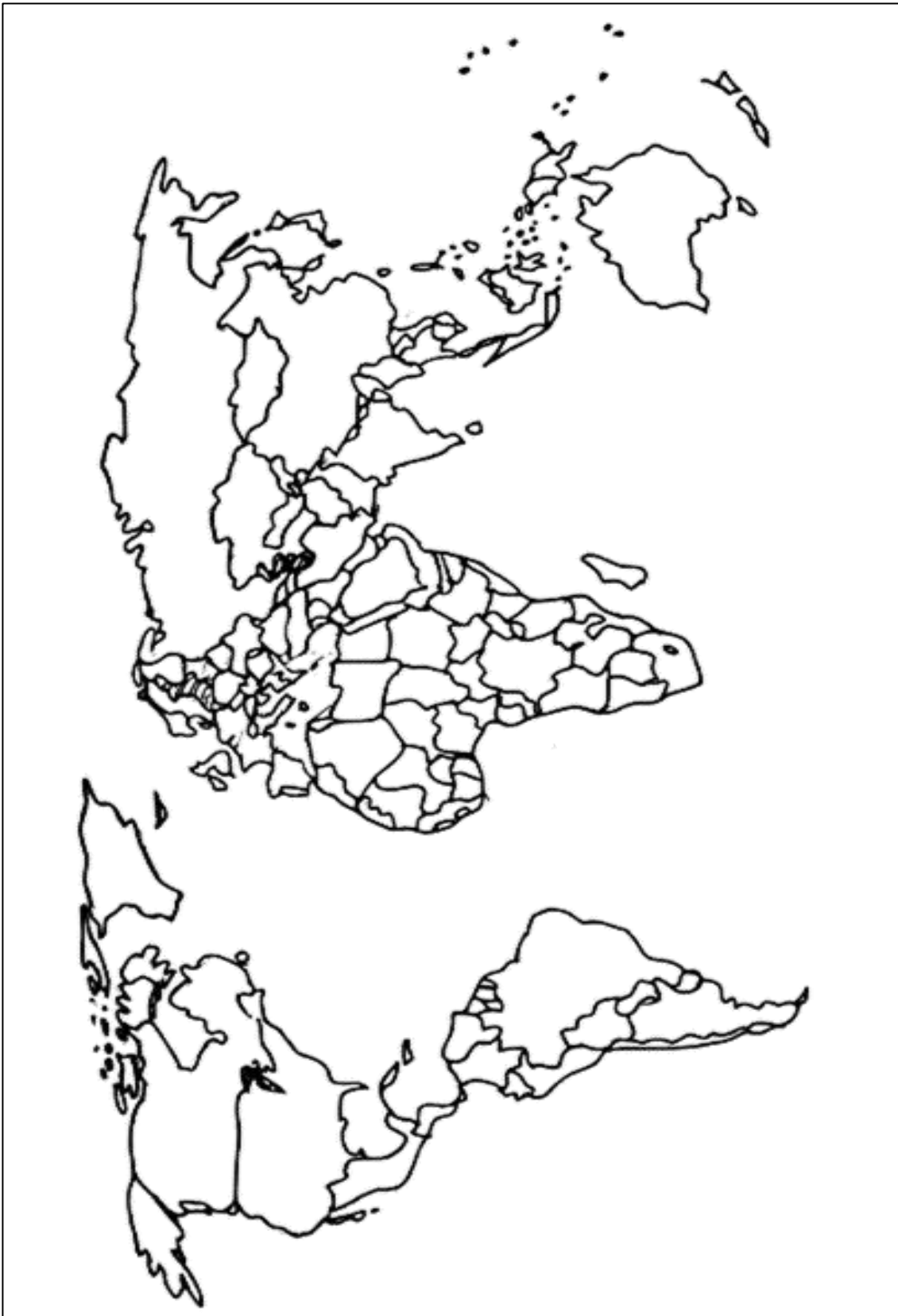
Communication Practice Activities (40 minutes: include a minimum of five)

Closing (5 minutes: review new words and/or give homework assignment, ending with prayer)

Lesson 2 CPA 2

How are you?	Fine thanks! And you?	pencil	table
			
			
clock	paper	book	chair




Lesson 4 CPA 1



Lesson 6 CPA 6

NAME	PHONE NUMBER

PHONE NUMBER
564-982-1087
213-405-7891
482-079-1387
513-843-0092
420-841-9562
849-550-3990
330-216-4738
910-443-5925
352-740-8642
832-596-5367
617-324-3488
483-769-2646



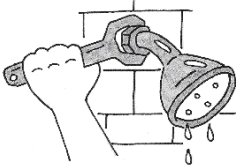
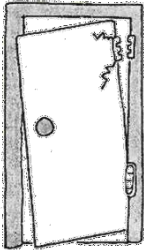
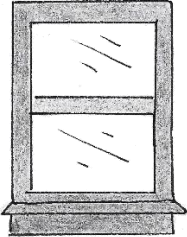

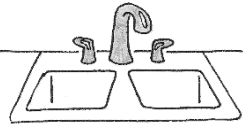
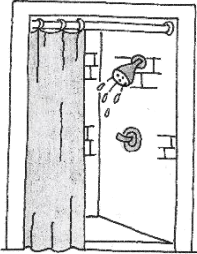

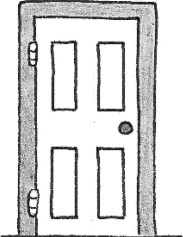
Lesson 7 CPA 7

(first name)	(last name)	
(house number)	(street)	(apartment number)
(city)	(state)	(zip code)



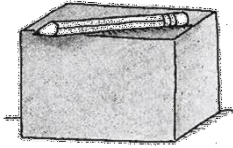
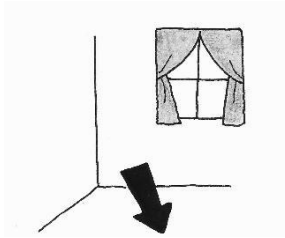
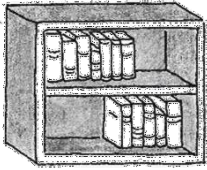



(first name)	(last name)	
(house number)	(street)	(apartment number)
(city)	(state)	(zip code)

(first name)	(last name)	
(house number)	(street)	(apartment number)
(city)	(state)	(zip code)


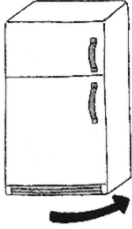



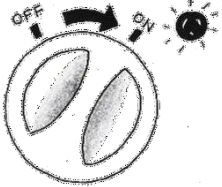
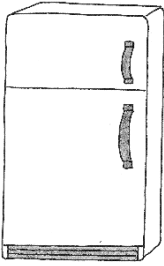

Lesson 9 CPA 7

fix	broken	window	bathroom
			
			
sink	shower	toilet	door




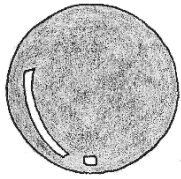



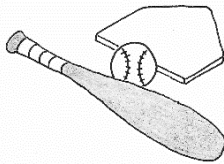
Lesson 10 CPA 5

in	under	on	floor
			
			
bookshelf	bed	bedroom	desk









Lesson 11 CPA 4

kitchen	close	stove	light
			
			
open	turn on turn off	refrigerator	oven

Lesson 12 CPA 5

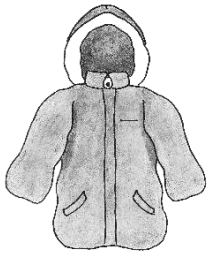
play	park	Have fun!	ball
			
			
tennis	soccer	basketball	baseball

Lesson 13 CPA 7


wear	windy	warm	Me too!
			
			
skirt	shirt	jacket	dress

Lesson 14 CPA 5

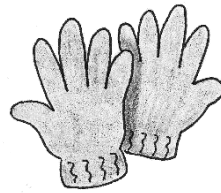
coat



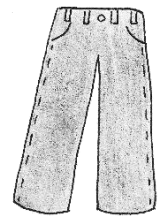
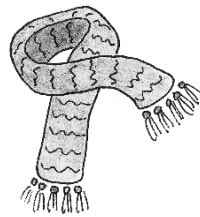


hat



gloves



boots














winter

please

scarf


pants

take	should	It's raining.	umbrella
			
			
t-shirt	blouse	shoes	jeans



How Many?







A:	B:
C:	D:
E:	F:
G:	H:
I:	J:



Lesson 19 CPAs 4 & 5b






Lesson 19 CPAs 4 & 5c



Lesson 19 CPAs 4 & 5d



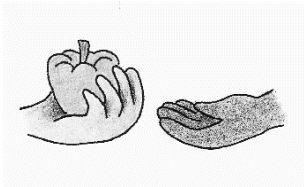







Lesson 19 CPAs 4 & 5e



Lesson 19 CPAs 4 & 5f



Please color in the blocks.

Here you go.	hello	yellow	red
			
			
purple	orange	brown	green

Number Chart

[illegible]

100 Chart

1	2	3	4	5	6	7	8	9	10
11	12	13	14	15	16	17	18	19	20
21	22	23	24	25	26	27	28	29	30
31	32	33	34	35	36	37	38	39	40
41	42	43	44	45	46	47	48	49	50
51	52	53	54	55	56	57	58	59	60
61	62	63	64	65	66	67	68	69	70
71	72	73	74	75	76	77	78	79	80
81	82	83	84	85	86	87	88	89	90
91	92	93	94	95	96	97	98	99	100

MAY

SUNDAY	MONDAY	TUESDAY	WEDNESDAY	THURSDAY	FRIDAY	SATURDAY
	1	2	3	4	5	6
7	8	9	10	11	12	13
14	15	16	17	18	19	20
21	22	23	24	25	26	27
28	29	30	31			

Use calendar from Lesson 27 CPA 6.

Student A:

What day is _____

Thursday, May 4?

Sunday, May 7?

Tuesday, May 9?

Monday, May 15?

Friday, May 19?

Wednesday May 24?

Saturday, May 27?

Student B:

What day is _____

Friday, May 5?

Monday, May 8?

Thursday, May 11?








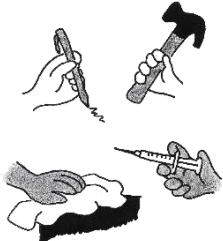
Saturday, May 13?

Wednesday, May 17?

Sunday, May 21?

Tuesday, May 3?

Lesson 30 CPA 5

housekeeper	teacher	farmer	factory worker
			
			
cook	doctor	bus driver	work



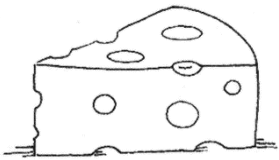



Lesson 31 CPA 5

aisle

salt

rice

cereal



cheese

bread

flour

sugar

English Class Restaurant Menu

Fruit: \$4



Salad: \$6



Soup: \$7



Pasta: \$8



Pizza: \$12



Chicken: \$10



Pork: \$11



Beef: \$13






Lesson 33 CPA 5

breakfast

water

tea

milk



drink

juice

coffee

but