

RESEARCH REPORT

A Publication of the Center for Missional Research, North American Mission Board

Church Plant Survivability and Health Study 2007
Presbyterian Church of America

Ed Stetzer
Phillip Connor

Church Plant Survivability and Health Study 2007

Ed Stetzer
Phillip Connor

May 2007

North American Mission Board

Dr. Geoff Hammond, President

Missions Section

Harry Lewis, Interim Vice President

Center for Missional Research

Ed Stetzer, Senior Director and Missiologist

Marilynn Kelly, Administrative Secretary

770-410-6386

Richie C. Stanley, Research Director

Jerry Chamness, Director of Consulting and Delivery Systems

Mike Cogland, Director of Missional Networks

Phillip Connor, Research Missiology Manager

Diane Browne, Administrative Secretary

7770-410-6332

Table of Contents

	<i>Page</i>
Acknowledgements	iii
Methodology and Response Rate.....	1
Church Plant Attendance of Presbyterian Church of America Church Plants.....	2
Worship Attendance.....	2
Figure 1 Mean attendance for church plants by church plant year	2
Factors Associated with Higher Attendance.....	2
Church Plant Conversions of Presbyterian Church of America Church Plants	3
Conversions.....	3
Figure 2 Mean conversions for church plants by church plant year	3
Factors Associated with Higher Conversion Counts	3
Descriptive Statistics for Presbyterian Church of America Church Plants	4
Year Begun	4
Table 1 Presbyterian Church of America church plants by year begun	4
Evangelical Context	4
Facilities	5
Table 2 Facility type for Presbyterian Church of America church plants	5
Promotion.....	5
Table 3 Promotion type for Presbyterian Church of America church plants	5
Worship Styles	6
Table 4 Worship styles used by Presbyterian Church of America church plants	6
Sponsoring Churches	6
Denominational Assistance.....	6
Staff Team.....	6
Church Planter Education	6
Funding	7
Figure 3 Mean annual funding from outside sources for church plants by church plant year	7
Church Plant Receipts (Income)	8
Figure 4 Mean annual church receipts (income)	8

	<i>Page</i>
Church Planting Training.....	9
Financial Self-Sufficiency	9
Figure 5 Percent self-sufficient by year.....	9
Church Plant Health of Presbyterian Church of America Church Plants.....	10
Mean Annual Growth	10
Figure 6 Mean annual growth by church plant year	10
Mean Annual Conversion Rate.....	11
Figure 7 Mean annual conversion rate by church plant year.....	11
Appendix A	
Survey Instrument	12

Acknowledgements

The 2007 Church Planting Survivability and Health Survey was truly a team effort of both the Church Planting Group (CPG) and the Center for Missional Research (CMR) of the North American Mission Board. This study is the brainchild of Dr. Richard Harris, vice-president of CPG. The CPG provided many staff to contribute to the survey instrument including Joe Hernandez, Rod Earls, Ken Weathersby, John M. Bailey, and David Terry. Thanks are extended to Ted Powers and the Presbyterian Church of America for participating in this study. Strong appreciation is also extended to Ann Powers who provided the Presbyterian Church of America contact data. Richie Stanley, Director for Research at CMR, provided considerable guidance to the research methodology for this study. Much appreciation is given to the 25 plus telephone interviewers, mostly students from New Orleans Baptist Theological Seminary, who poured hours of time in calling hundreds upon hundreds of church planters for the entire research project. These interviewers would not have been discovered if it were not for Jerry Chamness, Director of Delivery Services, and his administrative ability to acquire these interviewers as well as negotiate their individual contracts month to month. Thanks is also extended to Diane Browne in the CMR office, who managed incoming interview data and provided interviewers with the most current contact data. Last but not least, Marilynn Kelly, team administrative secretary for CMR, performed the final edits on this report and we are extremely thankful for her assistance.

Methodology and Response Rate

In September 2006, the Center for Missional Research of the North American Mission Board, SBC, in conjunction with ten other denominations, sponsored the Church Survivability and Health Study. Its objectives were to identify the survivability rate for church plants as well as factors that contribute to their growth and survival.

A list of Presbyterian Church of America church plants from 2000 through 2005 was performed resulting in 198 potential contacts. The completed interview response rate among Presbyterian Church of America (PCA) church planters was 21 percent or 34 completed surveys.¹

Phone calls and interviews were conducted from March 1, 2006 through April 15, 2007 principally by seminary students.

Factors associated with higher baptisms or attendance are statistically significant which means that the factor has a probability value (p-value) less than 0.05 (5%) or a 1 in 20 chance that the described conclusion is a statistical anomaly. These factors should be taken seriously and deserve attention. For all factor analysis, percent evangelical Christian for the community in which the church was planted was controlled. Over 100 factors were tested.

Survivability rate of church plants could not be determined since only 1 church plant interviewed stated they were no longer operating. Due to this low response among failed church plants, a year by year analysis for survivability is not possible. Please see the multi-denominational report for church plant survivability at www.missionalresearch.info

¹ 38 cases were removed from the contact database due to insufficient contact information. These cases were removed from the sample creating a potential database of 161 contacts.

Church Plant Attendance of Presbyterian Church of America Church Plants

WORSHIP ATTENDANCE

The following are the mean attendance figures for each year of church plants surveyed².

Figure 1—Mean attendance for church plants by church plant year



FACTORS ASSOCIATED WITH HIGHER ATTENDANCE

In reviewing the combined four-year mean attendance of PCA church plants, the following factors were found to be associated with higher attendance:

- starting the church with a staffed church planting team financed by funds exterior to the church plant
- starting at least one daughter church within three years of the church plant

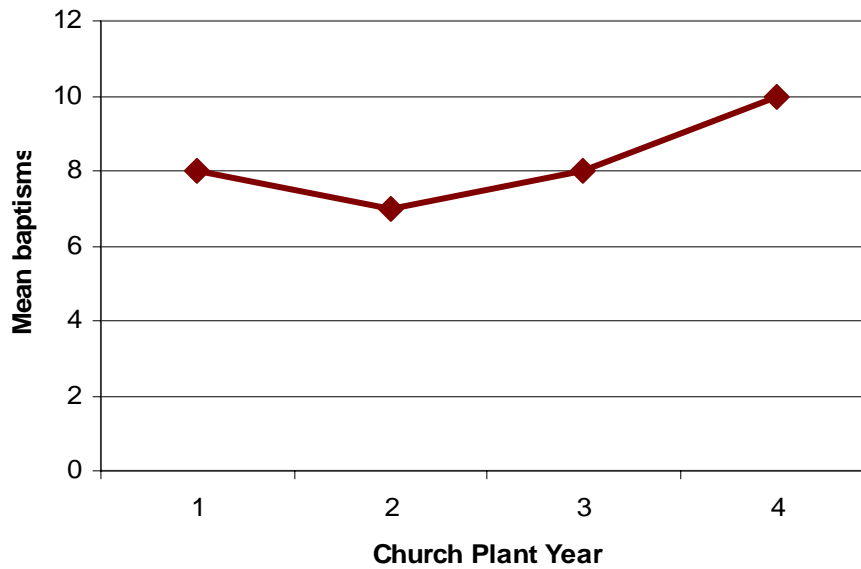
² *Church Plant Year* was determined by the church planter surveyed. The church planter was asked to define the beginning point of the church plant. Forty-three percent indicated the starting point to be the church planter’s vision to start the church, whereas 19 percent stated it was the development of a core group. Thirteen percent stated the commencement of the church plant was the day of its first worship service while 8 percent stated it was when relationships were begun in the community. The remaining 17 percent included a variety of other reasons such as the commissioning of the church planter and the church planter moving to the area. The church plants surveyed represent a variety of models including traditional, purpose-driven, and home fellowships. Therefore, the beginning point for their “year one” varies considerably.

Church Plant Conversions/Baptisms of Presbyterian Church of America Church Plants

CONVERSIONS

The following are the mean conversion counts for each church plant year among church plants surveyed.

Figure 2—Mean conversions for church plants by church plant year



FACTORS ASSOCIATED WITH HIGHER CONVERSION COUNTS

In reviewing the combined four-year mean attendance of PCA church plants, the following factors were found to be associated with higher conversion counts:

- meeting the sponsoring church's building
- having the church planter assessed prior to planting the church
- having the parents of the church planter live within 300 miles of the church plant

Descriptive Statistics for Presbyterian Church of America Church Plants

Although descriptive statistics do not indicate factors that increase the chances of survivability nor church plant health, the following tables and graphs do provide a summary as to what Presbyterian Church of America church planters are doing and experiencing.

YEAR BEGUN

Approximately 35 percent of churches surveyed began in 2005 or 2006. The remainder began 2004 or earlier. Table 1 displays the breakdown for church plant starts surveyed by year.

Table 1—Presbyterian Church of America church plants by year begun

Year begun	Percent for church plants surveyed
2001	13
2002	23
2003	6
2004	23
2005	25
2006	10

EVANGELICAL CONTEXT

Approximately 35 percent of PCA churches were planted in communities where it is 10 percent or less evangelical Christian.

FACILITIES

The following table represents the percentage of PCA church plants for their facility type.

Table 2—Facility type for Presbyterian Church of America church plants

Facility	Percent of church plants using this facility in the first year	Percent of church plants using this facility in subsequent years
School	29%	24%
Theater	6	6
Church building	21	15
Homes	6	12
Business establishment	12	9
Hotel or conference center	6	6
Community Hall	9	15

PROMOTION

The following table represents the percentage of PCA church plants by the various promotional means used for communicating the news of a new church in their area.

Table 3—Promotion type used by Presbyterian Church of America church plants

Promotion type	Percent of church plants using this form of promotion
Word of mouth	71%
Mailers	21
Internet, websites	35
Newspaper ads	38
Road signs	9
Television ads	9
Mailers to new movers	9

WORSHIP STYLES

The following table represents the percentage of PCA church plants by their identified worship style.

Table 4—Worship styles used by Presbyterian Church of America church plants

Worship style	Percent of church plants using this worship style
Liturgical	11%
Traditional	11
Contemporary	26
Blended Traditional and Contemporary	48

SPONSORING CHURCHES

Nearly 62 percent of Presbyterian Church of America church plants had a sponsoring church: 92 percent of these sponsoring churches provided funding to the church plant, 54 percent provided church planting mentorship to the church planter, and 23 percent of church plants were loaned lay people by the sponsoring church.

DENOMINATIONAL ASSISTANCE

Denominational helps were used extensively by Presbyterian Church of America church planters. Approximately 52 percent of Presbyterian Church of America church plants accessed demographic information about their communities from a denominational office. Almost 83 percent had a church planting mentor or supervisor provided by the denomination. About 80 percent of church planters were involved in a church planter peer network. Church planter training was provided by the denomination for 100 percent of church planters surveyed.

STAFF TEAM

Approximately 19 percent of church plants began with a staff team of more than one person. Of those church plants that started with a staff team, the average team had three members.

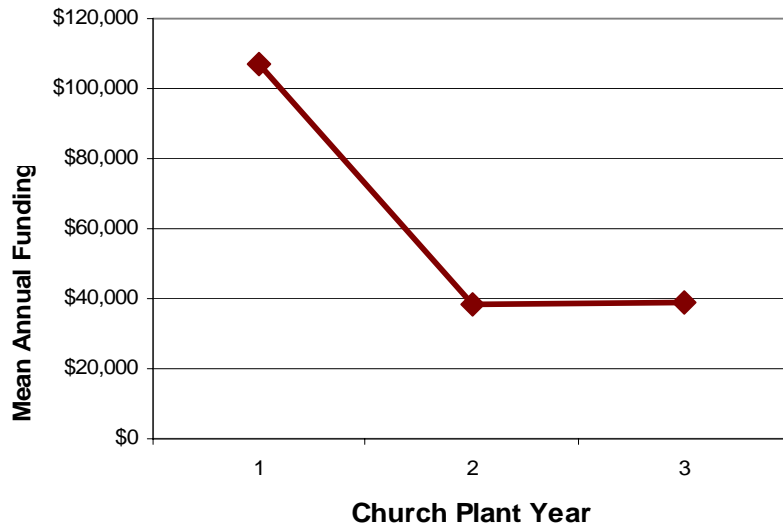
CHURCH PLANTER EDUCATION

The great majority of Presbyterian Church of America church planters (69%) have a college degree and most have a masters seminary degree (81%).

FUNDING

The following graph represents the mean annual funding from all outside sources (i.e., denomination, sponsoring church, individual support) for church plants surveyed.

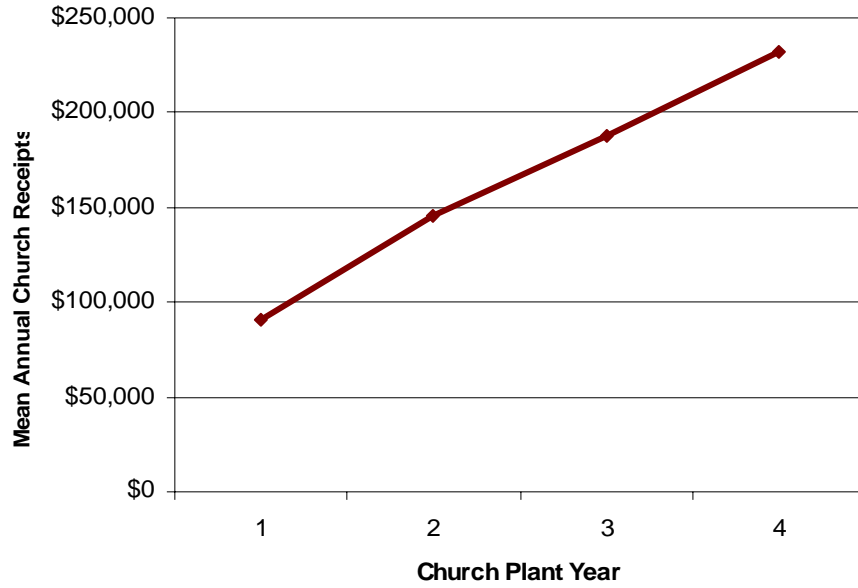
Figure 3—Mean annual funding from outside sources for church plants by church plant year



CHURCH PLANT RECEIPTS (INCOME)

The following graph represents the mean annual church receipts (income) for church plants surveyed.

Figure 4—Mean annual church receipts (income)



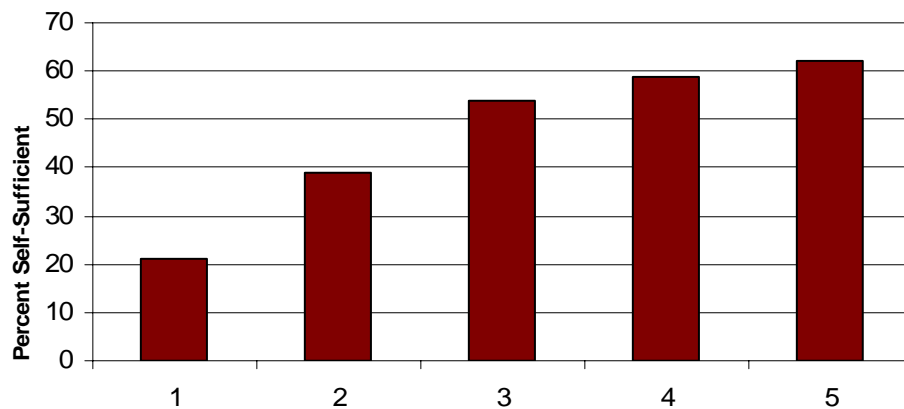
CHURCH PLANTING TRAINING

Nearly 94 percent of Presbyterian Church of America church planters participated in some sort of church planting training prior to planting the church.

FINANCIAL SELF-SUFFICIENCY

The graph below indicates the percentage of all PCA church plants by year of self sufficiency. The graph is cumulative, meaning that the percent self-sufficient for a cohort of PCA church plants begun in a particular year is 54 percent by year three. This data has been extrapolated and projected from the aggregate as not all church plants surveyed were six years old. Continuing with our example, those church plants which may not have had enough time to reach year three (i.e., church plants started since 2005) are not included. This includes only those church plants which survived.

Figure 5—Percent self-sufficient by year



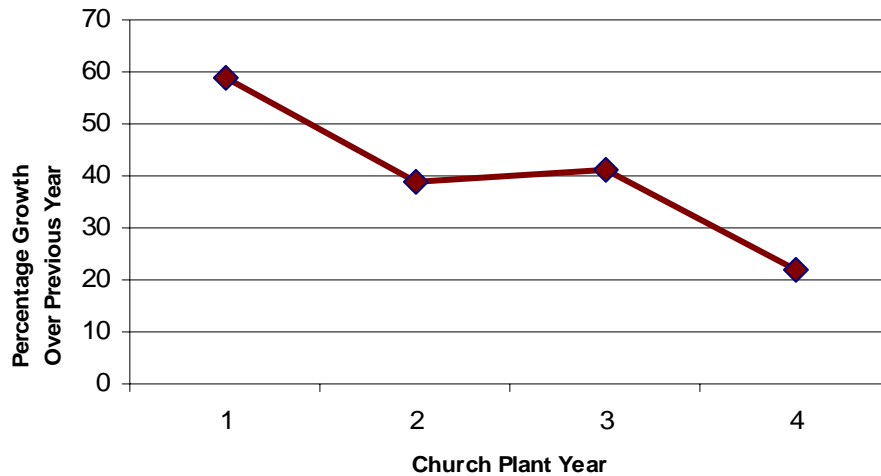
Church Plant Health of Presbyterian Church of America Church Plants

Survivability of church plants is crucial to church planting work; however, the missional nature of these church plants is also of interest. Do church plants continue to grow after being planted? Is growth due to church membership transfer or due to conversions and conversions? Two measures were created to get at the answers to these questions. First, a mean annual growth measure is the average annual attendance change as a percentage year to year. Second, the mean annual conversion rate is the number of average conversions year to year per 100 members in the church for the same year.

MEAN ANNUAL GROWTH

The following graph displays the mean annual growth by church plant year.

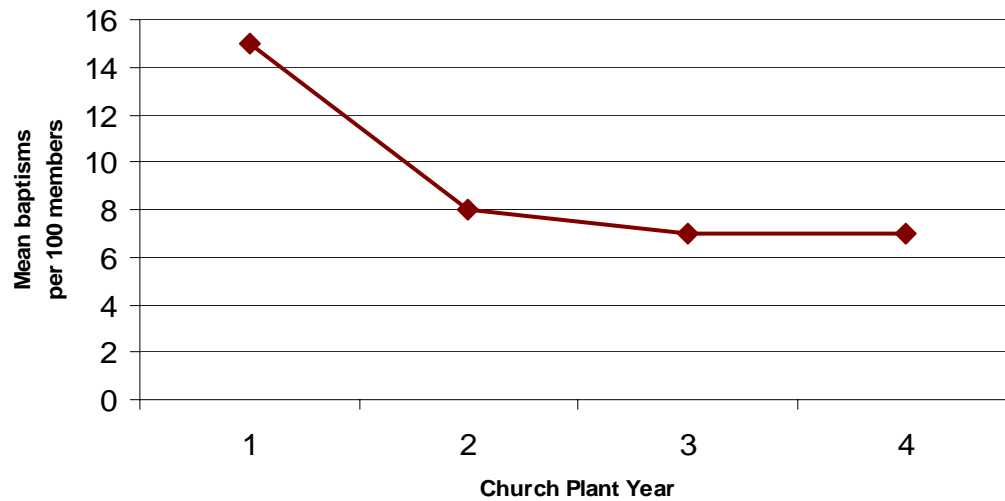
Figure 6—Mean annual growth by church plant year



MEAN ANNUAL CONVERSION/BAPTISM RATE

The following graph displays the annual conversion rate for number of conversions per 100 church members for each church plant year.

Figure 7—Mean annual conversion rate by church plant year



APPENDIX A

CHURCH PLANT SURVIVABILITY AND HEALTH SURVEY

1. CHURCH PLANT BEGINNINGS

1.1 What year did the church plant begin?

- 1995 [1]
- 1996 [2]
- 1997 [3]
- 1998 [4]
- 1999 [5]
- 2000 [6]
- 2001 [7]
- 2002 [8]
- 2003 [9]
- 2004 [10]
- 2005 [11]
- 2006 [12]

1.2 [begin] What event, idea, or concept would you consider as the beginning of the church plant? (Provide choices if they request them or if they need assistance. Select only one. Select the best answer by asking the respondent if one of the answers below would fit the category.)

- Adoption into a new denominational affiliation (*survey finished if this is selected*) [1]
- Revitalization or restart of a declining congregation (*survey finished if this is selected*) [2]
- The vision or call to begin the church plant [3]
- The assignment and/or commissioning of the church planter or church planting team [4]
- Legal constitution of the church [5]
- A core group of people gathered together [6]
- The first public worship service [7]
- Unknown (*survey finished if this is selected*) [8]
- Mission Teams sent to engage the area [9]
- Church Planter or church planting team moved to the area [10]
- Relationships begun in the focus area [11]
- The completed construction or renovation of a church building [12]
- Formal association with denomination or local group of churches [13]
- Denominational funding in place [14]

1.3 [existnow] **Does the church still exist?**

- Yes [1] No [2]

1.3.1 [existyr] **If no, what year did the church cease to exist?**

- 1995 [1]
 1996 [2]
 1997 [3]
 1998 [4]
 1999 [5]
 2000 [6]
 2001 [7]
 2002 [8]
 2003 [9]
 2004 [10]
 2005 [11]
 2006 [12]

1.3.2 [exist] **If no, under what circumstances did the church plant cease to operate?**

(Provide choices if they request them or if they need assistance. Select only one.

Select the best answer by asking the respondent if one of the answers below would fit the category.)

- It merged with another congregation [1]
 The congregation disbanded [2]
 The church planting pastor or church planting team resigned [3]
 The church plant never really began [4]
 The church plant had a false start—good beginning but did not endure [5]
 Lack of financial support [6]

2. DENOMINATIONAL AND NETWORK AFFILIATION:

I am now going to ask a few questions about the denominational affiliation and church plant networks to which the church plant belonged.

2.1 [begindenom] **What denomination was the church plant affiliated with at the time of planting?** *(Do not provide list. Try to select only one but multiple if required.)*

- Assemblies of God [1]
- Baptist General Conference [2]
- Christian Church [3]
- Church of the Nazarene [4]
- Evangelical Free Church of America [5]
- Foursquare [6]
- General Baptists [7]
- Independent [8]
- Lutheran Church—Missouri Synod [9]
- Southern Baptist [10]
- Sovereign Grace Ministries [11]
- Wesleyan [12]
- Nondenominational [13]
- Other, please describe: [14] [begindenomot]

[begindenom2]: Second denominational affiliation

[begindenom3]: Third denominational affiliation

2.2 [denomnow] **Is the church still affiliated with the same denomination?**

- Yes [1]
- No [2]
- Uncertain [3]

2.2.1 [afterdenom] **If NO, what denomination is it currently affiliated?**

- Assemblies of God [1]
- Baptist General Conference [2]
- Christian Church [3]
- Church of the Nazarene [4]
- Evangelical Free Church of America [5]
- Foursquare [6]
- General Baptists [7]
- Independent [8]
- Lutheran Church—Missouri Synod [9]
- Southern Baptist [10]
- Sovereign Grace Ministries [11]
- Wesleyan [12]
- Nondenominational [13]
- Other, please describe: [14] [begindenomot]

[afterdenom2]: Second denominational affiliation

[afterdenom3]: Third denominational affiliation

2.3 [network] Is or was the church plant part of a national church planting network?

(Provide list in 2.3.1 if respondent asks for it.)

- Yes [1]
- No [2]
- Uncertain [3]

2.3.1 [network1] If YES, what network or networks was the church plant a part of?

(Provide list if respondent asks for it or needs assistance. Can select multiple networks)

- Acts 29 [1]
- Association of Related Churches [2]
- The Bridge—Church Network [3]
- Burning Bush/Leadership Network [4]
- Campus Church Networks [5]
- Church Multiplication Training Center [6]
- Church Resource Ministries [7]
- Dynamic Church Planting International [8]
- Emerging Church Network [9]
- Emerging Leadership Initiative [10]
- The Fellowship Connection [11]
- Fellowship of Church Planters—Rhode Island [12]
- Global Church Advancement [13]
- Glocalnet [14]
- Great Commission Ministries [15]
- Growing Healthy Congregations Network [16]
- Harvest International Ministry [17]
- Imagine a Church Network [18]
- Kairos [19]
- Leadership Network/Burning Bush [20]
- Mission Alive [21]
- Mission Catalyst [22]
- Multicultural Church Network [23]
- New Church Initiatives [24]
- New Thing Network [25]
- The Next Church Network [26]
- Northeast Church Planting Network [27]
- Northwest Church Planting Network [28]
- Orchard Group [29]
- Spanish River Church—Global Outreach [30]

- Sovereign Grace Ministries [31]
- Stadia [32]
- Vision 2020 [33]
- Vision USA [34]
- World Impact [35]
- Xpansion [36]
- Other (Please describe): [37]

network2: Second network selected

network3: Third network selected

networkot: Other network

3. CHURCH PLANT STATISTICS

I am going to ask you some questions regarding worship attendance, conversions, and financial offerings of the church plant. Please answer using the best of your knowledge.

3.1 For each year the church has been in existence please tell me the average worship attendance. *(State 1st year, 2nd year, etc. If they cannot recall, ask them to make an estimate. If it is not applicable, enter nothing.)*

1st year: _____ [attendy1]

2nd year: _____ [attendy2]

3rd year: _____ [attendy3]

4th year: _____ [attendy4]

5th year: _____ [attendy5]

3.2 For each year the church has been in existence please tell me the annual number of baptisms or conversions *(State 1st year, 2nd year, etc. If they cannot recall, ask them to make an estimate. If it is not applicable, enter nothing.)*

1st year: _____ [baptismy1]

2nd year: _____ [baptismy2]

3rd year: _____ [baptismy3]

4th year: _____ [baptismy4]

5th year: _____ [baptismy5]

4. CHURCH PLANT CONTEXT

I am going to ask you a few questions about the community in which the church was started.

4.1 [percentxian] **What do you estimate the percentage of evangelical Christians to be in the community the church was started?** *(Do not provide answers. Select the best category based on the respondent's answer.)*

- Less than 5% [1]
- Between 5 and 10% [2]
- Between 11 and 20% [3]
- More than 21% [4]
- Unknown [5]

4.2 [religion] **What religion or denomination would be predominate in the community where the church was started.** *(Do not provide list. Select the best category based on the respondent's answer.)*

- An evangelical Christian denomination (i.e., Baptists, Pentecostal, Presbyterian Church of America) [1]
- A mainline Christian denomination (i.e., Presbyterian, Episcopalian, Methodist) [2]
- Catholic [3]
- No religion [4]
- Personal spirituality [5]
- Some other world religion (i.e., Islam, Hinduism, Buddhist) [6]
- Sect (i.e., Mormonism, Jehovah Witness) [7]
- Unknown [8]

4.3 [demo] **Has there been a major shift in demographics (i.e., income, ethnicity, education, age) in the community since the church plant began?**

- Yes [1]
- No [2]
- Unknown [3]
- Yes, the church plant restarted or moved to a new community [4]

4.3.1 If the second YES in 4.3, ask: [move] **What ZIP code did the church plant move to?**

_____ Enter ZIP code

4.3.2 If the first YES in 4.3, ask: [demoshift1, demoshift2 demoshift3] **What major demographic shift took place?** *(Provide list only if the respondent needs assistance. Select one or multiple responses.)*

- Community aged [1]
- Community became younger [2]
- New housing developments—population growth [3]
- Vacant housing—population decline [4]
- Ethnic change [5]
- Median income dropped [6]
- Median income rose [7]
- Unknown [8]

5. CHURCH PLANT

I am now going to ask you some specific questions about the church plant itself.

5.1 [facilityy1a; facilityy1b; facilityy1c] **What facility or facilities did the church use for their weekly worship meetings within the first year the church began?** (*List the facilities below if the respondent asks for the options. Try to fit their response into one of the categories below. Select multiple responses if applicable.*)

- School [1]
- Movie theatre [2]
- Church building [3]
- Home(s) [4]
- Day care [5]
- A business establishment (i.e., mall, restaurant, store front) [6]
- Hotel or conference center [7]
- Community hall [8]
- Unknown [9]

5.2 [facadequate] **Was this facility adequate in size and functionality for the church plant?**

- Yes [1]
- No [2]
- Unknown [3]

5.3 [facvisible] **Was this facility in a high visibility area (i.e., along a major highway or roadway)?**

- Yes [1]
- No [2]
- Unknown [3]

5.4 [facilityy2a; facilityy2b; facilityy2c] **What other facilities did the church plant use during the first 5 years of existence.** (*Can select multiple facilities. Try to fit their response into one of the categories below.*)

- School [1]
- Movie theatre [2]
- Church building [3]
- Home(s) [4]
- Day care [5]
- A business establishment (i.e., mall, restaurant, store front) [6]
- Hotel or conference center [7]
- Community hall [8]
- Unknown [9]

5.5 [promo1; promo2; promo3] **What were the top 3 forms of publicity used to communicate the news of a new church in the community** (*Provide list if respondent needs assistance. Select only three.*)

- Word of mouth and/or personal relationships [1]
- Mailers [2]
- Internet communication (websites, e-mail blasts) [3]
- Newspaper ads [4]
- Billboards and/or road signs [5]
- Radio or television ads [6]
- Mailers to new movers [7]
- Door hangers [8]
- Telephone campaigns [9]

5.6 [worship] **How would you describe the worship style of the church plant?** (*List if respondent requires it. Try to fit their description in the best category.*)

- Liturgical (formal, solemn, majestic) [1]
- Traditional (orderly, majestic, contemplative) [2]
- Contemporary (expressive, celebrative, informal) [3]
- Postmodern or emerging (ancient yet future, use of technology, visual art) [4]
- Seeker (made relevant to the unchurched, celebrative, contemporary, informal) [5]
- Blended traditional and contemporary [6]
- Fellowship (relational, small groups) [7]
- Gospel [8]
- No particular, identified style [9]
- Unknown [10]

5.7 [model] **Was an identifiable church planting model or method used in planting the church?**

- Yes [1]
- No [2]
- Unknown[3]

5.7.1 If yes, answer this question. [model1; model2; model3] **What model or models used in planting the church.** (*Provide list if necessary. Multiple selections are permitted.*)

- Purpose-Driven (church that focuses on the five purposes identified by Rick Warren) [1]
- Seeker Targeted (churches that intentionally target a specific seeker population; for example, Willow Creek.) [2]
- Relational (church that will intentionally stay small enough that all relationships are face to face; for example cell or house church) [3]
- Programmatic Model (church that will minister through a variety of programs such as Sunday school and organized visitation) [4]

- Ministry based (churches that go into the community, impact people’s lives and draw them to the gospel) [5]
- Affinity (churches based around a leisure activity, occupation; for example Cowboy church) [6]
- Ethnic (a church that operates in a language other than English; for example, Korean or Hispanic) [7]
- No particular model [8]
- Unknown [9]

5.8 I’m going to read a number of intentional outreach activities conducted by a number of church plants. Please state “yes,” “no,” or “unknown” after I read each activity indicating if it was used by the church plant for the purposes of evangelistic outreach. (Read through the list below and pause for the respondent to say “yes” or “no.”)

yes=1, no=2, unknown=3

- _____ Revival meetings [revival]
- _____ Children’s weekday ministries [childweek]
- _____ Children’s special events (i.e., Easter Egg Hunt, Fall Festival) [childspecial]
- _____ Prayer walking [prayerwalk]
- _____ Servant Evangelism [servant]
- _____ Ministry evangelism (i.e., food banks, shelters, drug/alcohol recovery) [ministry]
- _____ Mail invitations to services, programs, events [mailers]
- _____ Outreach Bible studies [outreachbible]
- _____ Evangelistic visitation for identifying prospects [visit]
- _____ Block party [blockparty]
- _____ Door-to-door (Cold Call evangelism) [door]

5.9 I’m going to read a number of activities conducted by a number of church plants and church planters in preparing and strengthening of the church plant. Please state “yes,” “no,” or “uncertain” after I read each activity indicating if it occurred or not in the church plant.

yes=1, no=2, uncertain=3

- _____ A demographic analysis and assessment of the community was conducted [demoanalysis]
- _____ Weekly small group discipleship program (community groups, life groups) [disciplegroup]
- _____ Intentional weekly prayer meeting for church membership [prayermeeting]
- _____ A new member class [newmember]
- _____ A church covenant signed by new members [covenant]
- _____ The church plant started at least one daughter church within 3 years of existence [reproduce]
- _____ A church plant restart after a change in the community, pastor, or membership [restart]

- _____ Delegation of key leadership roles to volunteers [delegation]
- _____ A proactive stewardship development plan enabling the church to be financially self-sufficient [stewardplan]
- _____ Leadership training for new church members [leadertraining]
- _____ Evangelistic Training class (i.e., one day workshop) [evangelismtraining]

6. CHURCH PLANT SUPPORT

I am going to ask you a few questions about support the church plant received from a denomination, church planting network, and/or sponsoring church or churches.

6.1. I will read a list of possible sources of the church plant’s funding (including the church planter or church plant team’s salary). Please select “yes,” “no,” or “uncertain” if this was a source of funding for the church plant.

yes=1, no=2, uncertain=3

- _____ Church plant core members (church plant receipts) [fundingreceipts]
- _____ Affiliated denomination whether it be a local, state, or national office [fundingdenom]
- _____ Personal financial support network created by the church planter or church planting team [fundingnetwork]
- _____ One or multiple sponsoring (mother) church(es) [fundingsponsor]
- _____ A single individual or non-profit foundation. [fundingind]
- _____ Directly from the church planter or church planting team
[fundingpersonal]_____

6.2. For each year of the church plant’s existence, please state the amount of total dollars received from outside sources, This does not include funds given by church plant members.

- 1st year: _____ [fundingy1]
- 2nd year: _____ [fundingy2]
- 3rd year: _____ [fundingy3]
- 4th year: _____ [fundingy4]
- 5th year: _____ [fundingy5]

6.3. For each year of the church plant’s existence, please state the amount of total dollars received from church plant members and attenders.

- 1st year: _____ [receiptsy1]
- 2nd year: _____ [receiptsy2]
- 3rd year: _____ [receiptsy3]
- 4th year: _____ [receiptsy4]
- 5th year: _____ [receiptsy5]

6.4. [selfsufficient] **Please tell me which year the church became financially self-sufficient—meaning no financial support is being received from outside sources.** (*List options for respondent.*)

- 1st year [1]
- 2nd year [2]
- 3rd year [3]
- 4th year [4]
- 5th year [5]
- 5 + years [6]
- Not self-sufficient [7]
- Uncertain [8]

6.5 I am going to list other forms of support a church plant could receive from a denomination or network. Please indicate “yes,” “no,” “uncertain” after each resource I state.

yes=1, no=2, uncertain=3

- _____ Demographics and/or research expertise [denomdemo]
- _____ Church Planter mentoring, coaching, and/or supervision [denommentor]
- _____ Church Planter peer network [denompeer]
- _____ Training for church planter and/or team [denomtraining]

6.6 [sponsor] **Did the church plant have a sponsoring church or churches?**

- Yes [1]
- No [2]
- Uncertain [3]

If YES, ask question 6.6.1

6.6.1 Please state “yes,” “no,” or “unknown” to the following list describing the level of assistance by the sponsoring church or churches during the first 5 years of existence:

yes=1 , no=2, unknown=3

- _____ Provided funding [sponsorfunding]
- _____ Loaned lay people for specific time period as workers [sponsorlay]
- _____ The sponsoring church pastor preached occasionally at the church plant [sponsorpastor]
- _____ Active prayer support [sponsorprayer]
- _____ Permitted the church plant to meet in the sponsoring church building [sponsorbuilding]
- _____ Bought property and/or a facility for the church plant to meet in [sponsorproperty]
- _____ Provided mentorship to the church planter or church planting team [sponsormentor]

7. CHURCH PLANTER

I am going to ask you some questions about the church planter and the church planting team.

7.1 [staff] **Did the church planter arrive with a staffed team and/or built a staffed team funded by sources exterior to funds given by church plant members?**

- Yes [1]
- No [2]
- Uncertain [3]

7.1.1 If yes, ask: [staffcount] **How many people were on the staffed church planting team?**

- 1
- 2
- 3
- 4
- 5+

7.1.2 If church planting team in 7.1, ask: **What leadership roles were included in the initial church planting team and were they acting in that role full-time (40 hours a week or more), half-time (20-39 hours a week) or part-time (less than 20 hours a week), whether they received financial compensation or not. (Do not provide list unless respondent requires assistance. Please select the best answer.)**

Full time=1, Half-time=2, Part-time=3

- _____ Lead or Senior Pastor [stafflead]
 - _____ Teaching Pastor [staffteach]
 - _____ Co-pastor, Associate or Assistant Pastor [staffassoc]
 - _____ Children's Ministry Pastor/Director/Coordinator [staffchild]
 - _____ Worship Pastor [staffworship]
 - _____ Discipleship Pastor [staffdisciple]
 - _____ Evangelism/Outreach/Missions Pastor [staffmissions]
 - _____ Student/Youth Pastor
 - _____ Communications/Marketing Pastor [staffcomm]
 - _____ Administrative Assistant [staffadmin]
 - _____ Financial Secretary [stafffinance]
 - _____ Administration/Executive Pastor [staffexec]
 - _____ Elder/Deacon [staffelder]
 - _____ Other, [staffother]
 - _____ Other description: [staffotherdes]
-

The following questions relate to the lead church planter or pastor. If the church was planted by a church planting team, please select one lead individual to answer the following questions.

Note: if you are not interviewing the lead church planter, many of these questions will be unknown.

7.1 [educ] What was the highest level of formal education taken by the lead church planter? Do not include formal theological education. (Only provide list if necessary. Select the best answer.)

- Some high school [1]
- High School graduate [2]
- Some college [3]
- College graduate [4]
- Some graduate studies [5]
- Graduate degree (Masters and/or doctorate) [6]

7.3 [theoeduc] What is the highest level of theological education taken by the lead church planter?

- Bachelor [1]
- Master [2]
- Doctor of Ministry [3]
- Ph.D. [4]
- No formal theological education [5]

7.4 [training] Did the lead church planter receive specific training for church planting prior to planting the church?

- Yes [1]
- No [2]
- Unsure [3]

7.4.1 If yes, ask: [training1; training2; training3] **What sort of training was received? Was it...**

- Seminary or Bible College training [1]
- Boot camp/Basic Training provided by the denomination and/or sponsoring church [2]
- Month long training course provided by the denomination and/or sponsoring church [3]
- Several month long Internship—Several months training provided by the denomination and/or sponsoring church [4]
- Training courses provided by a non-denominational or parachurch organization [5]
- Uncertain [6]

7.5 [worklevel] **What level of involvement did the church planter contribute to the church plant? I will provide you some choices:**

- Worked 40 hours a week or more [1]
- Worked 20 to 39 hours a week [2]
- Worked less than 20 hours a week [3]
- Unsure [4]

7.6 [compensation] **Related to the question I just asked you, did the church planter receive any financial compensation for his work?**

- Yes [1]
- No [2]
- Unsure [3]

7.6.1 If yes, [compadequate] **In your opinion, was the financial compensation received adequate to meet the basic needs of the church planter and his family in the church planting setting?**

- Yes [1]
- No [2]
- Unsure [3]

7.7 **I am going to list common attributes and preparation strategies for a church planter. Please state “yes,” “no,” or “unsure” after each statement indicating if it is true for the lead church planter.**

yes=1, no=2, unsure=3

- _____ The church planter had previous ministry experience as a pastor or church staff prior to planting the church. [cppastor]
- _____ The church planter had previous ministry experience as a bivocational church leader. [cpbivo]
- _____ The church planter had previous church planting experience as part of a church planting team. [cpteam]
- _____ The church planter had previous church planting experience as a lead church planting pastor. [cplead]
- _____ The church planter had a definite calling from the Lord to the geographic location of the church plant. [cpgeo]
- _____ The church planter had a definite calling from the Lord to a specific people for the church plant. [cppeople]
- _____ The church planter’s cultural background matched the church plant setting. [cpbackground]
- _____ The church planter’s geographic roots are relatively near the church plant setting. [cproots]
- _____ The church planter participated in a church planter’s assessment by a denomination, network, or sponsoring church prior to planting the church. [cpassess]

- _____ The church planter met at least monthly with a supervisor who guided him in the church planting work [cpsupervisor]
- _____ The church planter met at least monthly with a church planting mentor who guided him both in the church planting work and his own personal spiritual formation. [cpmentor]
- _____ The church planter met at least monthly with church planting peers for accountability and support. [cppeer]
- _____ The church planter enlisted several personal prayer partners prior to the church plant and continued to engage their prayer support during the first few years of the church plant. [cpprayer]
- _____ The church planter was actively engaged in a plan of personal spiritual formation for the duration of the church plant. [cpspiritual]
- _____ The church planter provided leadership development training for new church members. [cpleaderdev]
- _____ The church planter quickly delegated church roles and responsibilities to capable lay people and volunteers [cpdelegate]
- _____ The church planter's expectations of the church plant met the reality of the church planting experience [cpexpect]

7.9 [spsupport] **Please describe the spousal support of the lead church planter for the church plant. I will provide some choices. Please note that the spousal support may not always have a direct correlation to the number of hours the spouse worked in the church plant.**

- Very supportive [1]
- Supportive [2]
- Somewhat supportive [3]
- Not supportive [4]
- Unsure [5]
- Not applicable [6]

7.10 [spsupportdes] **Please select the best level of involvement for the spouse of the lead church planter in the church plant. I will provide some choices.**

- Spouse served as a staff member on the church planting team [1]
- Spouse devoted to a particular church ministry within the church plant (i.e., prayer, teaching, women's ministries, children's ministry) [2]
- Spouse assisted wherever necessary working almost as many hours as the lead church planter [3]
- Spouse had no active involvement in the church plant [4]
- The lead church planting pastor was single at the time [5]
- Unsure [6]
- Not applicable [7]

7.11 [cpfamilly] **What would you say was the average number of hours per week that the lead church planter devoted to personal family activities? Provide answers if necessary.**

- Large (20 hours a week or more) [1]
- Moderate (10-19 hours a week) [2]
- Little (5-10 hours a week) [3]
- Practically none (less than 5 hours a week) [4]
- Not applicable [5]

7.12 [parents] **Did the parents of the church planter or church planter's spouse live more than 300 miles from the church planting site at any time during the first 5 years of the church plant?**

- Yes [1]
- No [2]
- Unsure [3]

7.13 [medical] **Did the church planter and his family have health insurance where the majority of the premiums were paid for by the church plant, the sponsoring church, or the denomination or network?**

- Yes [1]
- No [2]
- Unsure [3]